

Bi-Parting (Double Door) Set

CL400 Magnetic

The CL400 Bi-Parting set is suitable for use where two doors meet in the middle. Passage, Privacy and Key Locking configurations are available.

The positive hold close action brings the doors together smoothly and holds them together until ready to open.

Note: Privacy and Key Locking configurations are not suitable as a high security option when used in a Bi-Parting door setup.

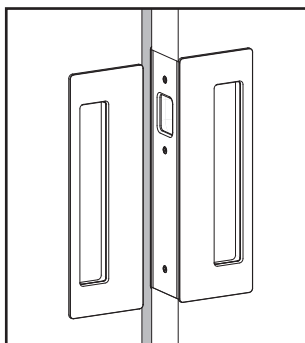
Design Features & Options

- Options include Passage, Privacy and Key Locking.
- Bi-Parting hardware matches other hardware in the range.
- Moving parts sit flush until the door closes to minimize wear.
- Doors slide flush back into the pocket.
- Available in a range of finishes.
- Suits doors from 1-3/8" to 2-1/4" thick.

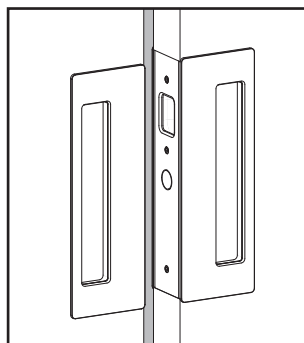
8 - CL400 Bi-Parting Privacy Emergency/Snib option. Satin Nickel finish. →



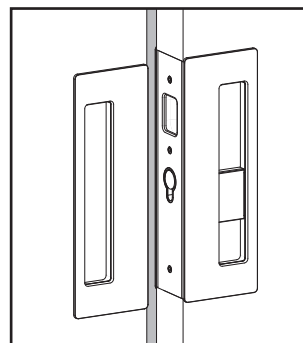
Configurations



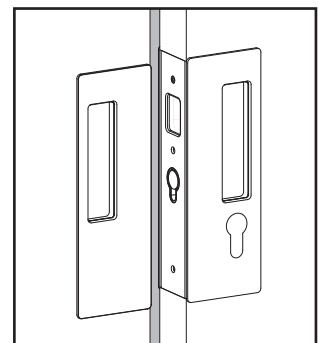
Passage - non latching



Passage - latching



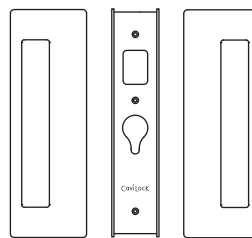
Privacy



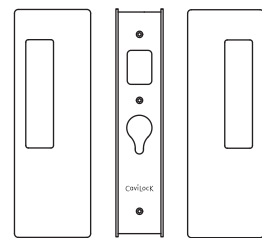
Key Locking

Selection Procedure

Select the functionality and finish required from the table below to choose your Bi-Parting Pack. A matching handle set will automatically be supplied to suit your selection.

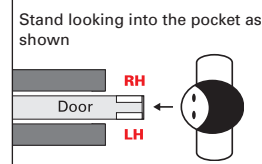


Matching Handle Set - Passage / Privacy



Matching Handle Set - Key Locking

| Function | Door thickness | Finish | Handing Configuration |
|-------------------------------|-------------------|-------------------|--|
| Bi-Parting Passage | 1-3/8" to 1-9/16" | Satin Chrome | Bi-Parting Privacy Snib One Side and Key One Side handles are supplied with the Snib or Key on the right hand side only. |
| Bi-Parting Passage (Latching) | 1-5/8" to 1-3/4" | Matte Chrome | |
| | 1-13/16" to 2" | Bright Chrome | |
| Bi-Parting Privacy | 2-1/16" to 2-1/4" | Satin Nickel | |
| Bi-Parting Key | | Oil Rubbed Bronze | Snib both sides Snib one side Snib/Emergency Key both sides Key one side |
| | | Special Order | |



Dimensions shown in inches (and millimeters).