

MITCOR M-FLUSH ACCESS DOOR SUBMITTAL

5030 Corporate Exchange Blvd S. Grand Rapids, MI 49512
 PH: 800-624-8642 FAX: 866-466-9335
www.commercialproductsgroup.com

- 16 GA. C.R.S. ONE PIECE FRAME
- 16 GA. C.R.S. DOOR PANEL
- CONCEALED SPRING HINGE ALLOWING DOOR TO OPEN 175°
- EASY OPENING SCREWDRIVER CAM LATCH
- 6"x6" - 21-3/4"x21-3/4"
- AVAILABLE IN 1/4" INCREMENTS
- GRAY POWDER COATED STEEL
- AVAILABLE IN STAINLESS STEEL OR GALVANIZED STEEL
- OPTIONAL POWDER COAT COLORS INCLUDE BRILLIANT WHITE, GOLD SAND, AND JET BLACK
- ROUGH OPENING = WIDTH + 1/4" X HEIGHT + 1/4"

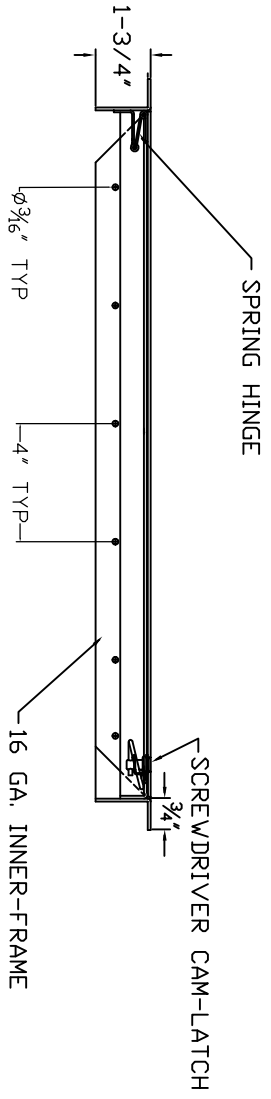
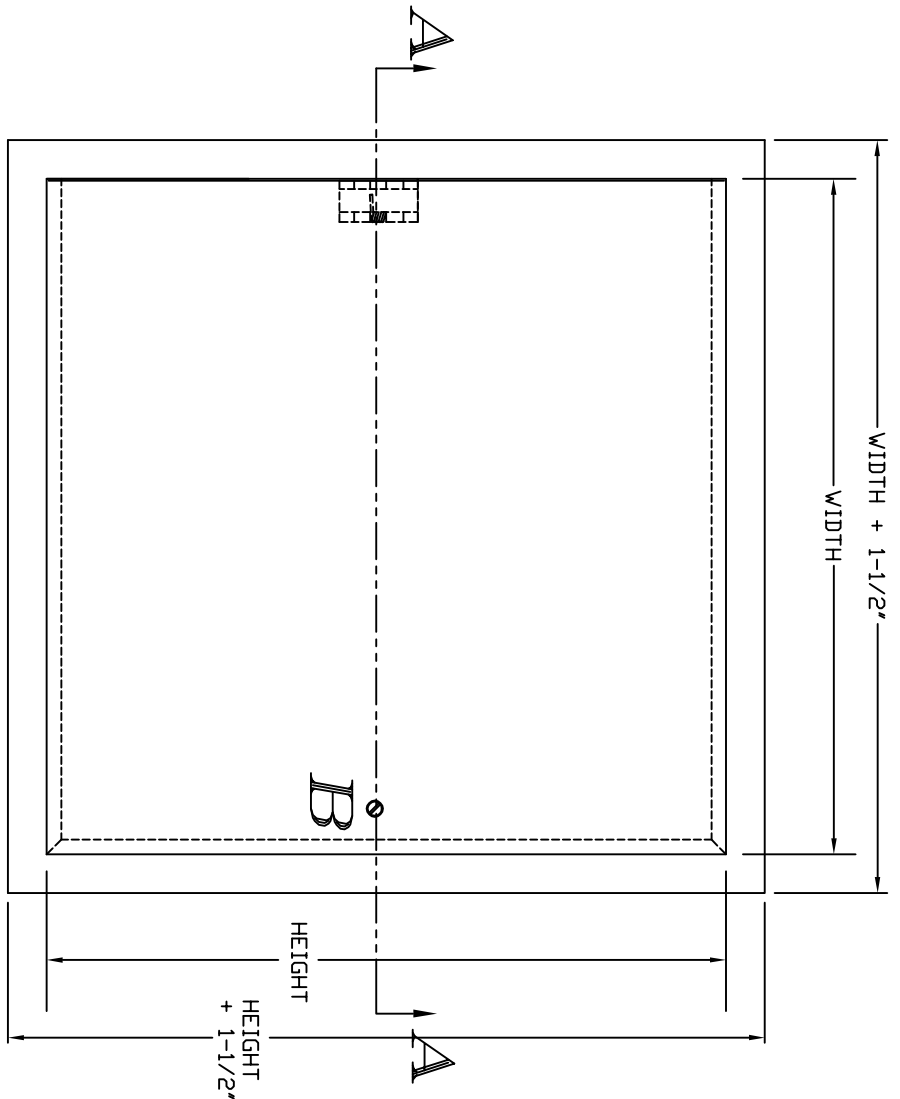
VERIFICATION AND APPROVAL OF GENERAL ARRANGEMENT AND OVERALL DIMENSIONS OF THIS DOCUMENT ARE REQUIRED BEFORE THE ORDER IS ENTERED FOR MANUFACTURING.

APPROVAL SIGNATURE _____

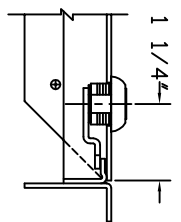
TITLE HELD _____

DATE OF APPROVAL _____

STANDARD SIZES & PART #'S				
QTY.	PRODUCT PART #'S	DOOR SIZE (W X H)	NO. OF CAMS	NO. OF HINGES
	3202-008	6 x 6	1	1
	3202-010	8 x 8	1	1
	3202-012	8 x 12	1	1
	3202-013	10 x 10	1	1
	3202-014	12 x 12	1	1
	3202-016	12 x 16	1	2
	3202-018	12 x 18	1	2
	3202-019	12 x 24	2	2
	3202-015	14 x 14	1	2
	3202-020	16 x 16	1	2
	3202-022	16 x 20	1	2
	3202-024	18 x 18	1	2
	3202-025	18 x 24	2	2
	3202-027	20 x 20	2	2



SECTION VIEW A-A



OPTIONAL CYLINDER LOCK

IF OPTIONAL CYLINDER LOCK IS REQUIRED IT WILL REPLACE CAM LATCH AT POSITION B