



59070



4-WAY CIRCUIT TESTER

TESTS 110-220-277-460 VOLTS AC/DC

- * REINFORCED CASING
- * REINFORCED TEST LEADS
- * BRIGHT NEON AC/DC INDICATORS
- * LEADS STORE IN CASE

MORRIS PRODUCTS INC.



4-WAY Circuit Tester

110-220-277-460 VOLTS AC/DC

INSTRUCTIONS

To test for voltage and voltage level, insert test leads into outlet or carefully touch test leads to electrical contacts or conductor to be tested. If voltage is present the neon indicator in the correct window will glow. (see Fig.1)

To test for voltage at an outlet without a ground post insert one test lead into live side of receptacle while touching the other test lead to the cover plate screw. (see fig.2)

To test for the live side of a receptacle, insert one probe into the ground post of the receptacle while inserting the other probe in the alternate sides of the receptacle. Neon indicator will glow when other probe makes contact with live side of receptacle. (see fig.3)

AC current is present when both electrodes in the neon indicator glow. DC current is present when only one electrode glows.

4 SEPARATE NEON INDICATORS SIMPLIFY VOLTAGE CHECKING




Fig.1




Fig.2

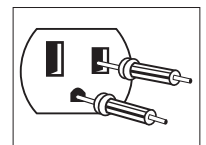


Fig.3

CAUTION:

Use extreme caution when checking live electrical to avoid injury due to electrical shock. MORRIS PRODUCTS assumes basic knowledge of electricity on the part of the purchaser and is not responsible for any injury or damages due to improper use of this tester.

WARNING-Risk of Electric Shock. Always Check Proper Operation Of This Device On A Known Working Circuit Before Using.



6 01986 59070 9
China